

Source: Leece-Neville Heavy Duty Systems Division -
Arcade, NY USA
Date: November 10, 2005
Subject: Visual Inspection Non-Warrantable Items
Bulletin No: TSB-1021
Models: All 12 Volt Alternators

Technical Service Bulletin

Items contained in this document are associated with the published **Commercial Warranty Policy of Prestolite Electric Incorporated (Reference document PP1143A.)**

*****Please Note: Conditions which are not covered under Prestolite Electric Inc. warranty, such as oil saturation could be the result of a primary fail mode of another component. This primary fail mode may be covered by the Original Equipment Manufactures warranty policy. Please refer to manufacturer's applicable warranty policy and associated procedures.**

Date Code Verification: (A) Part must contain part label. If label is missing or destroyed a justifiable reason must be presented and accepted by a representative before a claim process is initiated. A missing label or a label which has been intentionally destroyed may void the warranty. If the date code is newer than the vehicle manufacture date / in service date, this will indicate that this is a replacement part. The date code must coincide with the date of invoice when the part was purchased or be validated by an "install date". Always verify that the mileage and time does not exceed the amount warranty permits by model number. Reference warranty by model / vocation / O.E.M.




Excessive dirt, grease, or oil soaked/saturated condition: (B) Oil and grease on the surface and inside of the alternator will prevent the unit from cooling properly and cause a premature failure. This will also create a low voltage condition on the vehicle. Remove fan from alternator and look inside the openings; if excessive oil, dirt and debris are present this will void warranty.

Rust and corrosion: (C) Alternators corroded to a point where they can not function, or the rust and corrosion causes intermittent or no operation. This is normally caused by road salt, also by harsh chemicals unfriendly to aluminum and metals. Examples are positive side rectifiers shorted to case by a "corrosive bridge", the rotor rusted and seized to the stator, or electrical connections open due to corrosion. Rotate rotor shaft with hand and inspect that it rotates freely.


Important: The information contained in this bulletin is intended for use by trained, professional technicians who have the proper tools, equipment, and training to perform the required maintenance described above. This information is NOT intended for 'do-it-yourselfers', and you should not assume that this information applies to your equipment. If you have any questions regarding this information please visit our website at www.prestolite.com, or contact our technical service department at:

Bulletin No.: TSB-1021

Technical Service Bulletin



(C) Rust and Corrosion



(B) Dirt, Oil and Grease



(B) Dirt, Oil and Grease

Damaged Shaft, Mounting bosses or Housing: (D) Bent, broken, cracked or elongated mounting holes, impact marks or cracked housings deem all products unacceptable for warranty.



(D) Broken Housing



(D) Damaged Shaft



(D) Impact, Hammer Marks




(D) Impact, Hammer Marks


Signs of arcing or direct shorts to the outside housing or connection points: (E) Including foreign hardware dropped or loose inside of alternator housing. Improperly connected electrically modified electrical connections or cut/severed wires will void warranty.



(E) Foreign Hardware



(E) Signs of Arcing



(E) Signs of Arcing



(E) Signs of Arcing

Important: The information contained in this bulletin is intended for use by trained, professional technicians who have the proper tools, equipment, and training to perform the required maintenance described above. This information is NOT intended for 'do-it-yourselfers', and you should not assume that this information applies to your equipment. If you have any questions regarding this information please visit our website at www.prestolite.com, or contact our technical service department at: